

112年公務人員普通考試試題

類 科：交通技術
科 目：交通統計概要
考試時間：1小時30分

座號：_____

※注意：(一)可以使用電子計算器。

(二)不必抄題，作答時請將試題題號及答案依照順序寫在試卷上，於本試題上作答者，不予計分。

(三)本科目除專門名詞或數理公式外，應使用本國文字作答。

一、假設A地至B地需經過國道路段和市區道路路段，國道路段和市區道路路段之旅行時間為常態分布。國道路段所需平均時間是60分鐘，標準差是10分鐘。市區道路路段所需平均時間是30分鐘，標準差是5分鐘。某甲將從A地至B地，試求可於80分鐘內從A地抵達B地的機率，以及超過110分鐘從A地抵達B地的機率。(25分)

二、某路段實作車道寬度縮減工程，為評估縮減車道寬度對車速之影響，主管單位以車牌辨識方法隨機找到10部於此設施設置前一個月和設置後一個月均有通過該路段的車輛，這10部車輛的車速資料如下表所示。在 $\alpha=0.05$ 之顯著水準下，試分析於該路段實作車道寬度縮減對駕駛車速之影響。(25分)

調查期間	駕駛人編號									
	1	2	3	4	5	6	7	8	9	10
縮減車道寬度前一個月之車速(km/hr)	54	55	42	62	55	65	42	52	54	48
縮減車道寬度後一個月之車速(km/hr)	52	42	48	50	47	48	45	48	48	48

三、為了解國小學生和學生家長騎乘機車到學校之佩戴安全帽情形，某研究至甲國小調查騎乘機車到校的學生和家長佩戴安全帽情形，其結果如下表所示。在 $\alpha=0.05$ 之顯著水準下，試檢定分析家長佩戴安全帽比例與學生戴安全帽比例是否相等，並說明其應用意義。(25分)

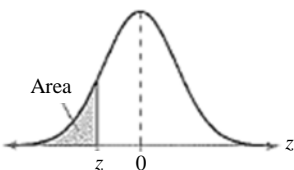
身分別	安全帽佩戴情形	
	有	無
家長	450	50
學生	380	120

四、為了解新設計的兩種訓練課程學習成效，某部門從報名參訓的20人中，隨機指派各10人參加這兩種訓練課程。下表為訓練成績資料的基本統計量。在 $\alpha=0.05$ 之顯著水準下，試檢定這兩種訓練課程的學習成效是否有差異？（25分）

方法別	訓練人數	樣本平均數	樣本變異數
訓練課程A	10	81.8	19.96
訓練課程B	10	85.3	19.79

附表一：標準化常態分配機率表

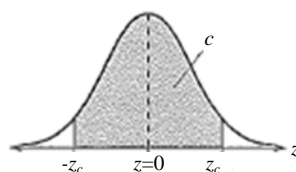
Standard Normal Distribution



z	.09	.08	.07	.06	.05	.04	.03	.02	.01	.00
-3.4	.0002	.0003	.0003	.0003	.0003	.0003	.0003	.0003	.0003	.0003
-3.3	.0003	.0004	.0004	.0004	.0004	.0004	.0004	.0005	.0005	.0005
-3.2	.0005	.0005	.0005	.0006	.0006	.0006	.0006	.0006	.0007	.0007
-3.1	.0007	.0007	.0008	.0008	.0008	.0008	.0009	.0009	.0009	.0010
-3.0	.0010	.0010	.0011	.0011	.0011	.0012	.0012	.0013	.0013	.0013
-2.9	.0014	.0014	.0015	.0015	.0016	.0016	.0017	.0018	.0018	.0019
-2.8	.0019	.0020	.0021	.0021	.0022	.0023	.0023	.0024	.0025	.0026
-2.7	.0026	.0027	.0028	.0029	.0030	.0031	.0032	.0033	.0034	.0035
-2.6	.0036	.0037	.0038	.0039	.0040	.0041	.0043	.0044	.0045	.0047
-2.5	.0048	.0049	.0051	.0052	.0054	.0055	.0057	.0059	.0060	.0062
-2.4	.0064	.0066	.0068	.0069	.0071	.0073	.0075	.0078	.0080	.0082
-2.3	.0084	.0087	.0089	.0091	.0094	.0096	.0099	.0102	.0104	.0107
-2.2	.0110	.0113	.0116	.0119	.0122	.0125	.0129	.0132	.0136	.0139
-2.1	.0143	.0146	.0150	.0154	.0158	.0162	.0166	.0170	.0174	.0179
-2.0	.0183	.0188	.0192	.0197	.0202	.0207	.0212	.0217	.0222	.0228
-1.9	.0233	.0239	.0244	.0250	.0256	.0262	.0268	.0274	.0281	.0287
-1.8	.0294	.0301	.0307	.0314	.0322	.0329	.0336	.0344	.0351	.0359
-1.7	.0367	.0375	.0384	.0392	.0401	.0409	.0418	.0427	.0436	.0446
-1.6	.0455	.0465	.0475	.0485	.0495	.0505	.0516	.0526	.0537	.0548
-1.5	.0559	.0571	.0582	.0594	.0606	.0618	.0630	.0643	.0655	.0668
-1.4	.0681	.0694	.0708	.0721	.0735	.0749	.0764	.0778	.0793	.0808
-1.3	.0823	.0838	.0853	.0869	.0885	.0901	.0918	.0934	.0951	.0968
-1.2	.0985	.1003	.1020	.1038	.1056	.1075	.1093	.1112	.1131	.1151
-1.1	.1170	.1190	.1210	.1230	.1251	.1271	.1292	.1314	.1335	.1357
-1.0	.1379	.1401	.1423	.1446	.1469	.1492	.1515	.1539	.1562	.1587
-0.9	.1611	.1635	.1660	.1685	.1711	.1736	.1762	.1788	.1814	.1841
-0.8	.1867	.1894	.1922	.1949	.1977	.2005	.2033	.2061	.2090	.2119
-0.7	.2148	.2177	.2206	.2236	.2266	.2296	.2327	.2358	.2389	.2420
-0.6	.2451	.2483	.2514	.2546	.2578	.2611	.2643	.2676	.2709	.2743
-0.5	.2776	.2810	.2843	.2877	.2912	.2946	.2981	.3015	.3050	.3085
-0.4	.3121	.3156	.3192	.3228	.3264	.3300	.3336	.3372	.3409	.3446
-0.3	.3483	.3520	.3557	.3594	.3632	.3669	.3707	.3745	.3783	.3821
-0.2	.3859	.3897	.3936	.3974	.4013	.4052	.4090	.4129	.4168	.4207
-0.1	.4247	.4286	.4325	.4364	.4404	.4443	.4483	.4522	.4562	.4602
-0.0	.4641	.4681	.4721	.4761	.4801	.4840	.4880	.4920	.4960	.5000

Critical Values

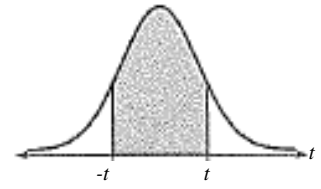
Level of Confidence c	z_c
0.80	1.28
0.90	1.645
0.95	1.96
0.99	2.575



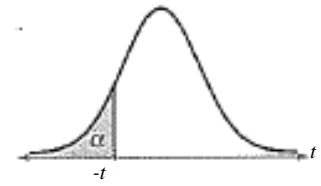
附表二：t分配表

t-Distribution

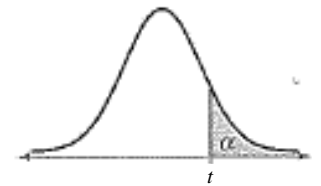
d.f.	Level of confidence, c					
	0.80	0.90	0.95	0.98	0.99	
	One tail, α	0.10	0.05	0.025	0.01	0.005
	Two tails, α	0.20	0.10	0.05	0.02	0.01
1	3.078	6.314	12.706	31.821	63.657	
2	1.886	2.920	4.303	6.965	9.925	
3	1.638	2.353	3.182	4.541	5.841	
4	1.533	2.132	2.776	3.747	4.604	
5	1.476	2.015	2.571	3.365	4.032	
6	1.440	1.943	2.447	3.143	3.707	
7	1.415	1.895	2.365	2.998	3.499	
8	1.397	1.860	2.306	2.896	3.355	
9	1.383	1.833	2.262	2.821	3.250	
10	1.372	1.812	2.228	2.764	3.169	
11	1.363	1.796	2.201	2.718	3.106	
12	1.356	1.782	2.179	2.681	3.055	
13	1.350	1.771	2.160	2.650	3.012	
14	1.345	1.761	2.145	2.624	2.977	
15	1.341	1.753	2.131	2.602	2.947	
16	1.337	1.746	2.120	2.583	2.921	
17	1.333	1.740	2.110	2.567	2.898	
18	1.330	1.734	2.101	2.552	2.878	
19	1.328	1.729	2.093	2.539	2.861	
20	1.325	1.725	2.086	2.528	2.845	
21	1.323	1.721	2.080	2.518	2.831	
22	1.321	1.717	2.074	2.508	2.819	
23	1.319	1.714	2.069	2.500	2.807	
24	1.318	1.711	2.064	2.492	2.797	
25	1.316	1.708	2.060	2.485	2.787	
26	1.315	1.706	2.056	2.479	2.779	
27	1.314	1.703	2.052	2.473	2.771	
28	1.313	1.701	2.048	2.467	2.763	
29	1.311	1.699	2.045	2.462	2.756	
30	1.310	1.697	2.042	2.457	2.750	
31	1.309	1.696	2.040	2.453	2.744	
32	1.309	1.694	2.037	2.449	2.738	
33	1.308	1.692	2.035	2.445	2.733	
34	1.307	1.691	2.032	2.441	2.728	
35	1.306	1.690	2.030	2.438	2.724	
36	1.306	1.688	2.028	2.434	2.719	
37	1.305	1.687	2.026	2.431	2.715	
38	1.304	1.686	2.024	2.429	2.712	
39	1.304	1.685	2.023	2.426	2.708	
40	1.303	1.684	2.021	2.423	2.704	
45	1.301	1.679	2.014	2.412	2.690	
50	1.299	1.676	2.009	2.403	2.678	
60	1.296	1.671	2.000	2.390	2.660	
70	1.294	1.667	1.994	2.381	2.648	
80	1.292	1.664	1.990	2.374	2.639	
90	1.291	1.662	1.987	2.368	2.632	
100	1.290	1.660	1.984	2.364	2.626	
500	1.283	1.648	1.965	2.334	2.586	
1000	1.282	1.646	1.962	2.330	2.581	
∞	1.282	1.645	1.960	2.326	2.576	



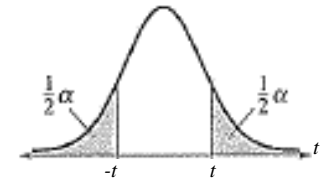
c-confidence interval



Left-tailed test



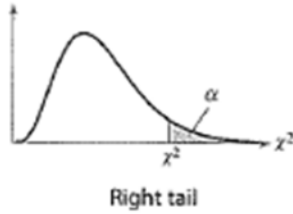
Right-tailed test



Two-tailed test

附表三：卡方分配表

Chi-Square Distribution



Degrees of freedom	α									
	0.995	0.99	0.975	0.95	0.90	0.10	0.05	0.025	0.01	0.005
1	—	—	0.001	0.004	0.016	2.706	3.841	5.024	6.635	7.879
2	0.010	0.020	0.051	0.103	0.211	4.605	5.991	7.378	9.210	10.597
3	0.072	0.115	0.216	0.352	0.584	6.251	7.815	9.348	11.345	12.838
4	0.207	0.297	0.484	0.711	1.064	7.779	9.488	11.143	13.277	14.860
5	0.412	0.554	0.831	1.145	1.610	9.236	11.071	12.833	15.086	16.750
6	0.676	0.872	1.237	1.635	2.204	10.645	12.592	14.449	16.812	18.548
7	0.989	1.239	1.690	2.167	2.833	12.017	14.067	16.013	18.475	20.278
8	1.344	1.646	2.180	2.733	3.490	13.362	15.507	17.535	20.090	21.955
9	1.735	2.088	2.700	3.325	4.168	14.684	16.919	19.023	21.666	23.589
10	2.156	2.558	3.247	3.940	4.865	15.987	18.307	20.483	23.209	25.188
11	2.603	3.053	3.816	4.575	5.578	17.275	19.675	21.920	24.725	26.757
12	3.074	3.571	4.404	5.226	6.304	18.549	21.026	23.337	26.217	28.299
13	3.565	4.107	5.009	5.892	7.042	19.812	22.362	24.736	27.688	29.819
14	4.075	4.660	5.629	6.571	7.790	21.064	23.685	26.119	29.141	31.319
15	4.601	5.229	6.262	7.261	8.547	22.307	24.996	27.488	30.578	32.801
16	5.142	5.812	6.908	7.962	9.312	23.542	26.296	28.845	32.000	34.267
17	5.697	6.408	7.564	8.672	10.085	24.769	27.587	30.191	33.409	35.718
18	6.265	7.015	8.231	9.390	10.865	25.989	28.869	31.526	34.805	37.156
19	6.844	7.633	8.907	10.117	11.651	27.204	30.144	32.852	36.191	38.582
20	7.434	8.260	9.591	10.851	12.443	28.412	31.410	34.170	37.566	39.997
21	8.034	8.897	10.283	11.591	13.240	29.615	32.671	35.479	38.932	41.401
22	8.643	9.542	10.982	12.338	14.042	30.813	33.924	36.781	40.289	42.796
23	9.260	10.196	11.689	13.091	14.848	32.007	35.172	38.076	41.638	44.181
24	9.886	10.856	12.401	13.848	15.659	33.196	36.415	39.364	42.980	45.559
25	10.520	11.524	13.120	14.611	16.473	34.382	37.652	40.646	44.314	46.928
26	11.160	12.198	13.844	15.379	17.292	35.563	38.885	41.923	45.642	48.290
27	11.808	12.879	14.573	16.151	18.114	36.741	40.113	43.194	46.963	49.645
28	12.461	13.565	15.308	16.928	18.939	37.916	41.337	44.461	48.278	50.993
29	13.121	14.257	16.047	17.708	19.768	39.087	42.557	45.722	49.588	52.336
30	13.787	14.954	16.791	18.493	20.599	40.256	43.773	46.979	50.892	53.672
40	20.707	22.164	24.433	26.509	29.051	51.805	55.758	59.342	63.691	66.766
50	27.991	29.707	32.357	34.764	37.689	63.167	67.505	71.420	76.154	79.490
60	35.534	37.485	40.482	43.188	46.459	74.397	79.082	83.298	88.379	91.952
70	43.275	45.442	48.758	51.739	55.329	85.527	90.531	95.023	100.425	104.215
80	51.172	53.540	57.153	60.391	64.278	96.578	101.879	106.629	112.329	116.321
90	59.196	61.754	65.647	69.126	73.291	107.565	113.145	118.136	124.116	128.299
100	67.328	70.065	74.222	77.929	82.358	118.498	124.342	129.561	135.807	140.169